



**SOLID ENGINEERING  
WOOD DOORS**

**INTERIOR DOORS AND  
PREHUNG INTERIOR FLUSH  
DOORS**



**INDUMOULDING**



**DECORATIVE WOOD  
PRODUCTS**



**INDUFLOORING WOOD FLOORS**



**TROPICAL SOLID  
HARDWOODS**



**INDUMAD**  
INDUSTRIA MADEDERA

km. 4 1/2 VÍA DURÁN TAMBO - ECUADOR  
E-mail: [indumad@indumad.com](mailto:indumad@indumad.com)  
Web: [www.indumad.com](http://www.indumad.com)  
Ph: + 593- 4 2805762

# INTERIOR DOORS

# ALUMINUM DOORS

SILVER  
TEXTURED



IMPERIAL  
TEXTURED




PRIMER  
TEXTURED




WALNUT  
TEXTURED



SHAKER 4G




FULL VIEW



## COLORS AVAILABLE


"Not exact match with door"



SILVER



IMPERIAL



PRIMER



WALNUT

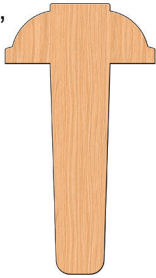
WHITE ALUMINUM

NATURAL ALUMINUM

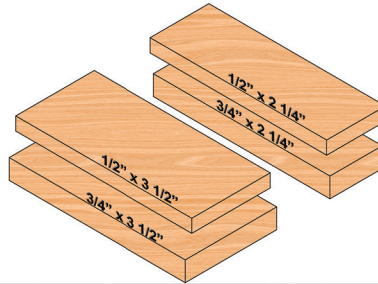
## PREFINISHED DOOR JAMB & CASING

Astragal

1 1/4" x 2 1/4"

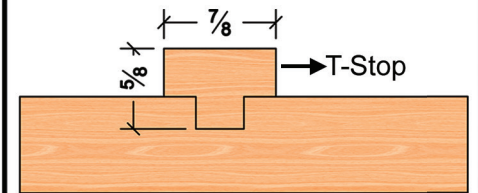


Lattice Casing



Door Jamb

Widths: 3 1/2" - 4 9/16"  
Thickness: 11/16"



## DOOR MANUFACTURED WITH DOOR SKIN MASONITE

### FINISHED MILAN

The new masonite serie, **FINISHED MILAN**, offers a new design, with a magnificent impression that adds style with a touch of refinement for your home. In this new serie, you will find the perfect balance between style and beauty, manufactured with **Masonite door skins**.

### CHARACTERISTICS

**Face:** HDF texture Door Skin Masonite of 3mm of high thickness of 900 kg/m<sup>3</sup>.

**Face design:** 2 verticals and horizontals (both made in press), 4mm width and 1mm depth.

**Measurements:** Width 24-30 inches, 32-36 inches and 80-84 height.

**Finish:** Paint with lacquer UV which makes the product more resistant and better protection to the surface which gives the product a high level. Colors available: **IMPERIAL, SILVER, WALNUT, PRIMER.**

**Structure:** Solid wood. Lock reinforcement terraced to the vertical casement of the door.

**Filling:** Joined wood (available in special fillings).

**Adhesive:** PVA.

**Service and accesories:** Celosias, lock, perforations, prehung, hinges, 1/2 body etc.

**Use:** Inside and protected acces (with special filling).

# SOLID ENGINEERING WOOD DOORS

## INDUMA DOORS

Indumad specialize in custom built interior and exterior wood doors in a wide range of design, species and size option according to customer specification featuring premium quality construction.



SHAKER 4P




SHAKER 4G



FULL VIEW



MILAN



LAM HORIZONTAL



SHAKER 1 PANEL



CITTY




D2-R



D2-HV



D2-C



PATRICIA



LORENA



CRISTINA



BAHIA 2 PANELES



TROPICAL LOUVER LOUVER



6 PANELS



CAROLINA



ALICANTE



ELIZABETH



KENTUCKY

# PLANTATION WOODEN SHUTTERS

Choose the louver size :



2 1/2"




3 1/2"



Fixed



Movable Front Control Arm



Hidden Control Arm

Our plantation shutter louvers are manufactured with selected woods, kiln dried and pressure treated lumber. Our louvers are elliptic and we use nylon louvers and special fasteners. They are easy to repair with spring pins so you can replace old shutter louvers. We can manufacture special measures according to your needs. They can be finished or unfinished.

## Handrails

The horizontal or rake member of a balustrade system. It sits on top of the balusters and is supported by newel posts.




1 3/4" x 3"

Ci-16



1 3/4" x 4"

Ci-17



1 3/4" x 3"

Ci-18



1 3/4" x 4"

Ci-19

## Baluster

A vertical member which helps support the handrail. Usually set on a 4" or 6" center.



Classic

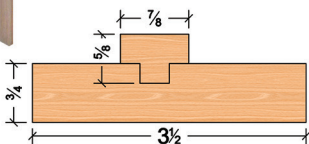
# PREHUNG INTERIOR FLUSH DOORS

## Door Measures


1 3/8" 24" 80"	1 3/8" 24" 96"
1 3/8" 30" 80"	1 3/8" 30" 96"
1 3/8" 32" 80"	1 3/8" 32" 96"
1 3/8" 36" 80"	1 3/8" 36" 96"

## Features

This door comes already hanging in its own frame. It is a fully self-contained unit, complete with a door slab, hinges, and outer frame that fits into a prepared doorway. Not included: outer trim that blends the door with the wall, doorknob or deadbolt; and strike plate.



Door Jamb



Hinges



Drilling to for lock



## Mouldings



1235 Model



INDU-268 Model



## Easy to install

With your mouldings you can do an upgrade easily and quickly to your flush doors.



Installation with glue or invisible nails. For doors of:  
24" - 30" - 36" x 80"  
24" - 30" - 36" x 96"

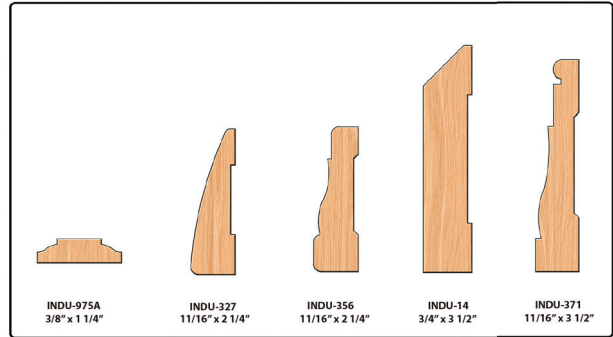
# INDUMOULDINGS

## Solid Wood Treated Banak Mouldings

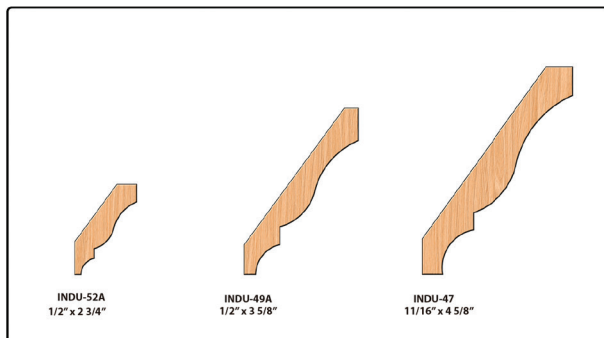
We offer a wide variety of specials styles and dimension for any design or implementation, from classic delicate & complex to contemporaneous in ways more simple.



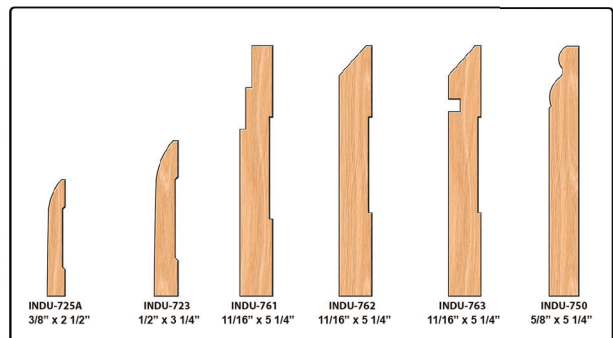
**Chair Rail Moulding**



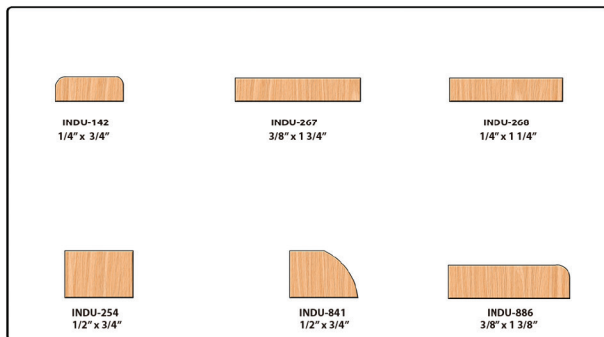
**Casing Moulding**



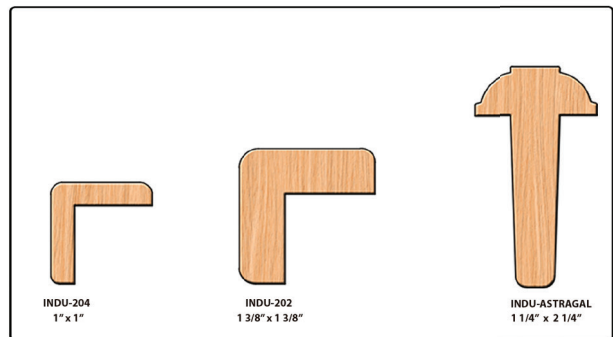
**Crows Moulding**



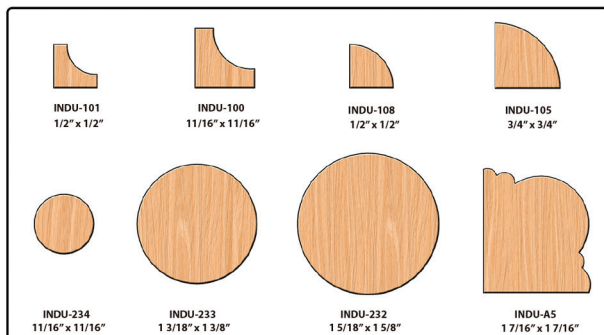
**Base Moulding**



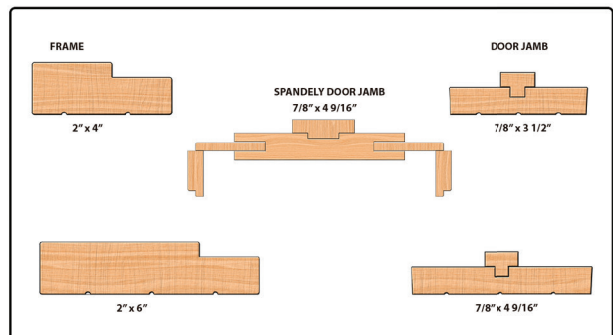
**Lattice Moulding**



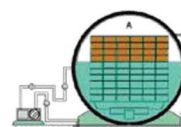
**Corner Guard Moulding**



**Quarter Round Moulding**











**Frames - Door Jamb**











# DECORATIVE WOOD PRODUCTS

## WOOD SLABS

### WOOD ROUND/IREGULAR CUT

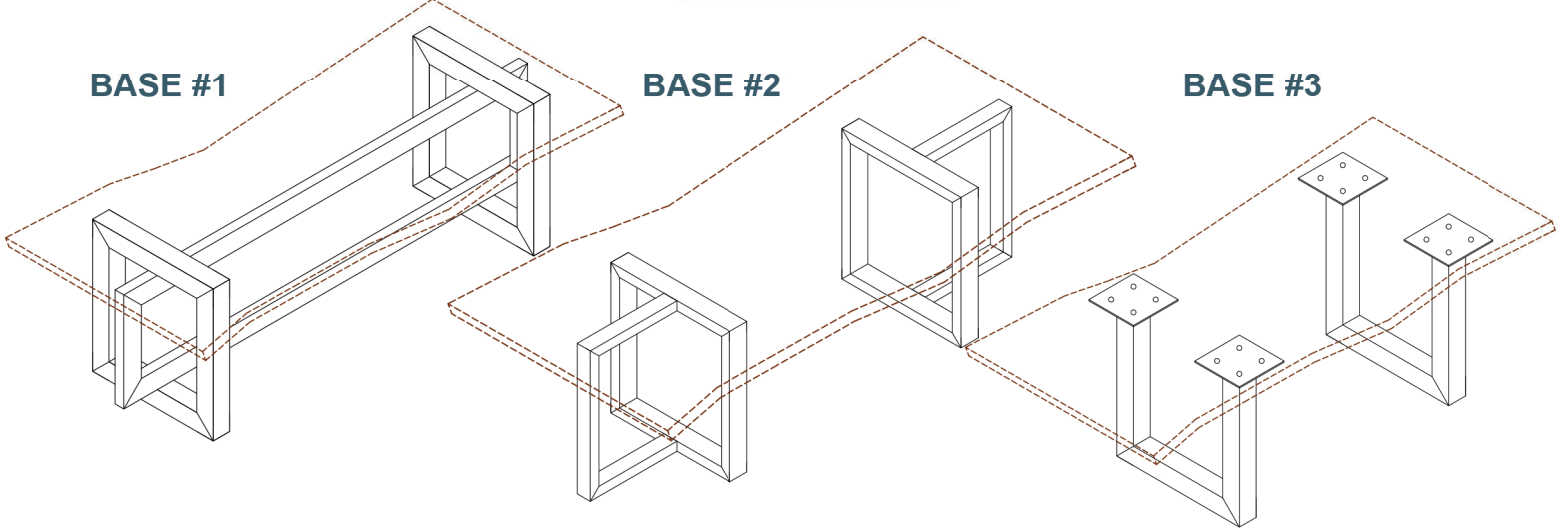
Thickness : 2 3/4"			
1	length. 87" Width. 37" No. 3996	length.102" Width. 40" No.3997	length.102" Width. 41" No. 3998
			
			
2	length. 98" Width. 39" No. 4002	length.98" Width. 36" No. 4003	length.98" Width. 37" No. 4004
			
			

### WOOD ROUND/IREGULAR CUT

Thickness : 2 3/4"			
1	Lenght. 48" No. 3417	Lenght. 46" No. 3419	Lenght. 43" No. 3420
			
			
2	Lenght. 45" No. 3424	Lenght. 48" No. 3425	Lenght. 44" No. 3426
			
			



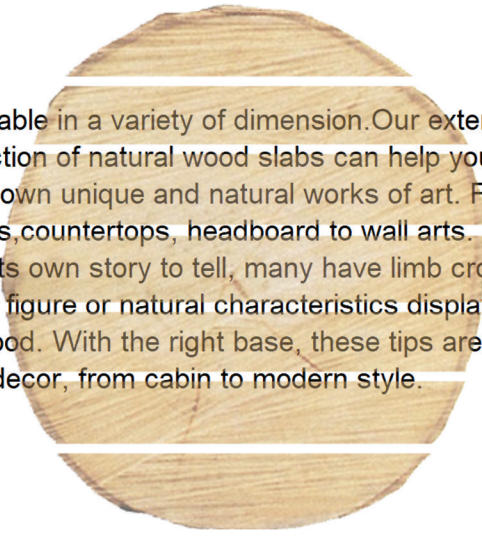
### SLABS BASE



### DISPLAY




Available in a variety of dimension. Our extensive selection of natural wood slabs can help you create your own unique and natural works of art. From tables, countertops, headboard to wall arts. Each log has its own story to tell, many have limb crotches, curly figure or natural characteristics displaying beauty of wood. With the right base, these tips are at home in any decor, from cabin to modern style.



# INDUFLOORING

## PREFINISHED & UNFINISHED HARDWOOD FLOOR, DECK AND CEILING



### Pre-finished Hardwood Floors

- \* Factory Pre-finished.
- \* Applying six wear layer of UV Cured Urethane by BONA waterborne finishes products.
- \* Scratch resistant wear layer.
- \* Not only wear resistance, but also flexibility and hardness.
- \* Available in a variety species: Mascarey, Balsamo Teak, Marfil, Stain Grade.
- \* Also available in Stained Floors.
- \* Tongue & Groove.

### SIZES AVAILABLE:

- 3/8" x 2 1/2" x 43.77 Sq feet per box
- 5/8" x 3 1/2" x 24.50 Sq feet per box
- 5/8" x 4 1/2" x 23.63 Sq feet per box

Pieces in boxes 1' to 7' long



**Mascarey**



**Teak**



**Marfil**



### Ceiling

**Lambril Tropical**



5/16" x 3 1/2" x 8'-10'

**Lambril Rio**



5/16" x 3 1/2" x 8'-10'

**Lambril Indu**



5/16" x 3 1/2" x 8'-10'

**Lambril Brasilia**



5/16" x 2 1/4" x 8'-10'

### Decorative

### WOODSTICK



Multiwood


Chonta

Mascarey

Teak

Balsamo

Banak



### VENTWOOD

1 5/16" x 12" x 8'



3/4" x 12" x 8'

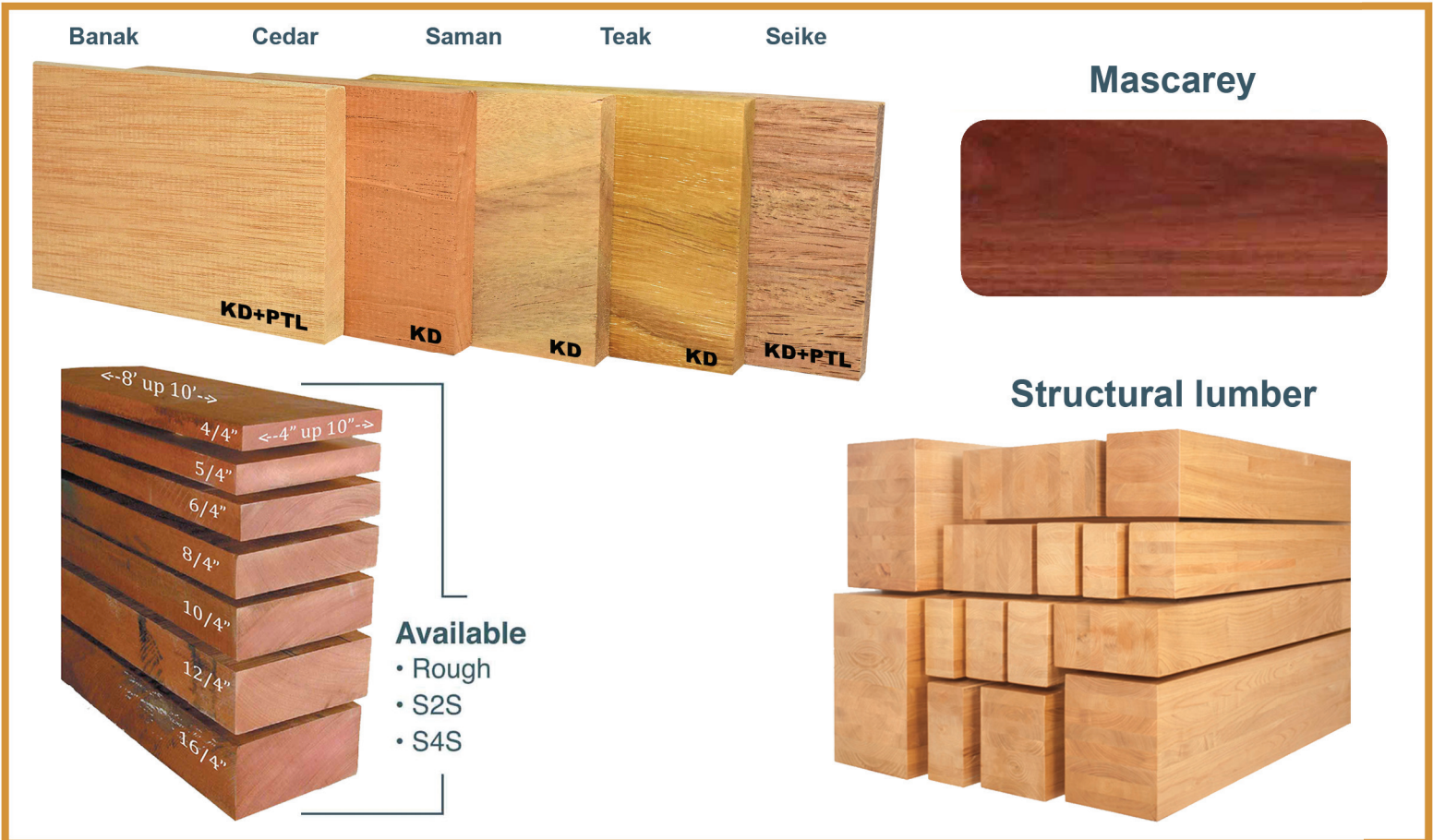


1" x 12" x 8'



Wood Stick Regular Indumad  
Industria Maderera

# TROPICAL SOLID HARDWOODS



## Sawn Timber



## Balsa Glued Block



## Solid Boards



\*Banak

\*Teak

\*Mascarey

Thickness: 1" - 2"  
 Wide: 2' - 4'  
 Length: 6' - 8'

**Kiln Dried & Pressure Treated Lumber**

